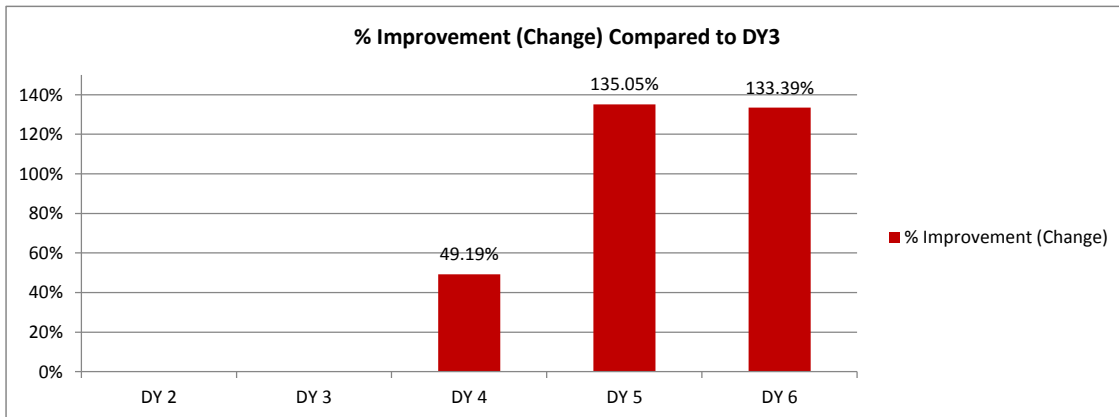
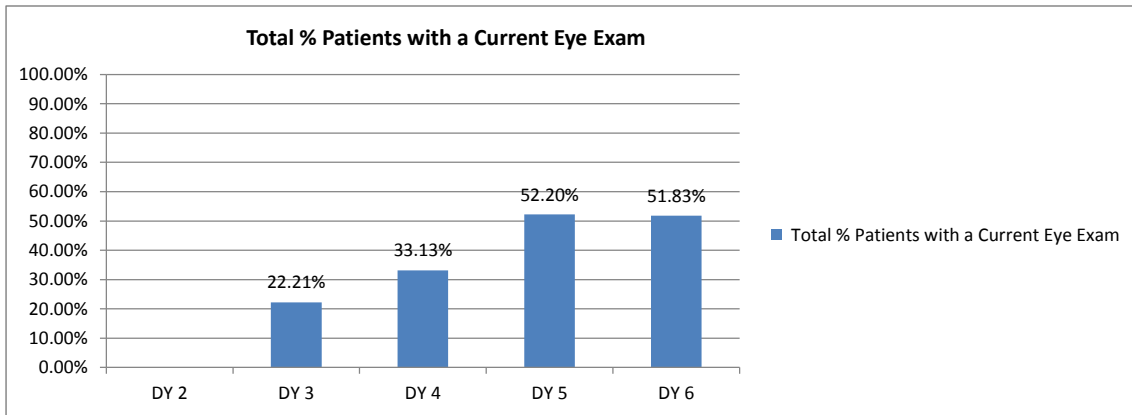


Identifiers:

Patients with Diagnosis of Diabetes
 Unique Patients seen in The Family Medicine Clinic
 Patients who received a retinal eye exam
 Patients with 1 Encounter during the DY and 1 encounter in the prior 12 month
 Patients Who Turn 18-75 Years of Age During the DY

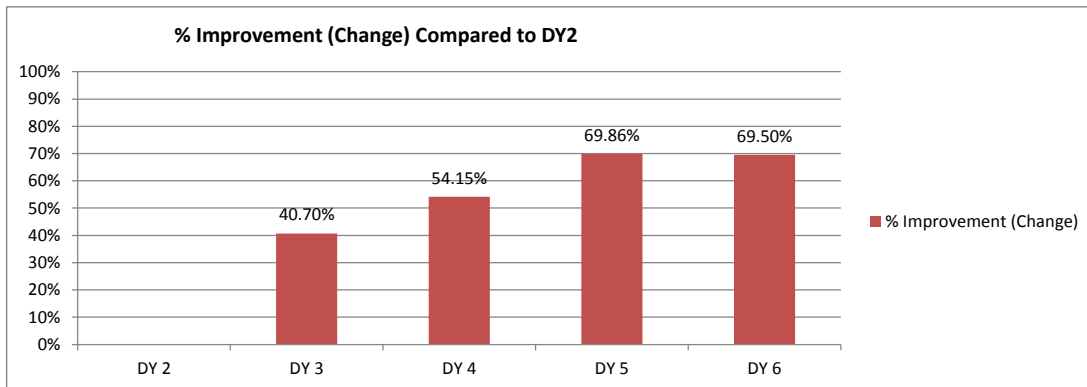
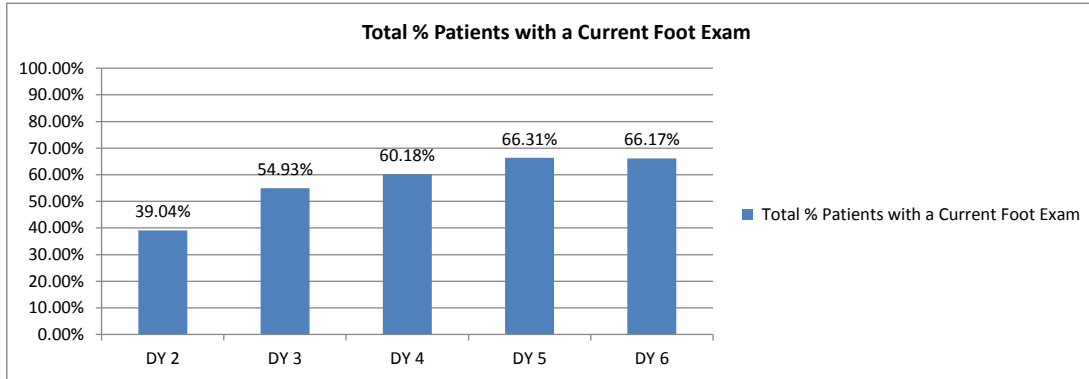
Historical	Count of Patients (non duplicated)				
DY	DY 2	DY 3	DY 4	DY 5	DY 6
Target		BASELINE	45.03%	47.49%	48.70%
					Current %
Patients with an Eye Exam	**	338	490	736	694
Total Unique Patients		1522	1479	1410	1339
Total % Patients with a Current Eye Exam		<u>22.21%</u>	<u>33.13%</u>	<u>52.20%</u>	<u>51.83%</u>
% Improvement (Change)			49.19%	135.05%	133.39%



Identifiers:

Patients with Diagnosis of Diabetes
 Unique patients seen in The Family Medicine Clinic
 Patients who received a foot exam
 Patients with 1 Encounter during the DY and 1 encounter in the prior 12 month
 Patients Who Turn 18-75 Years of Age During the DY

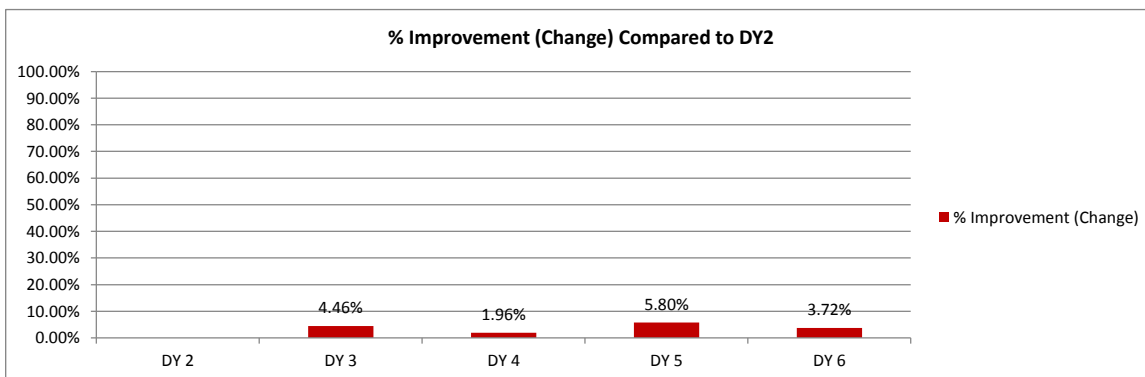
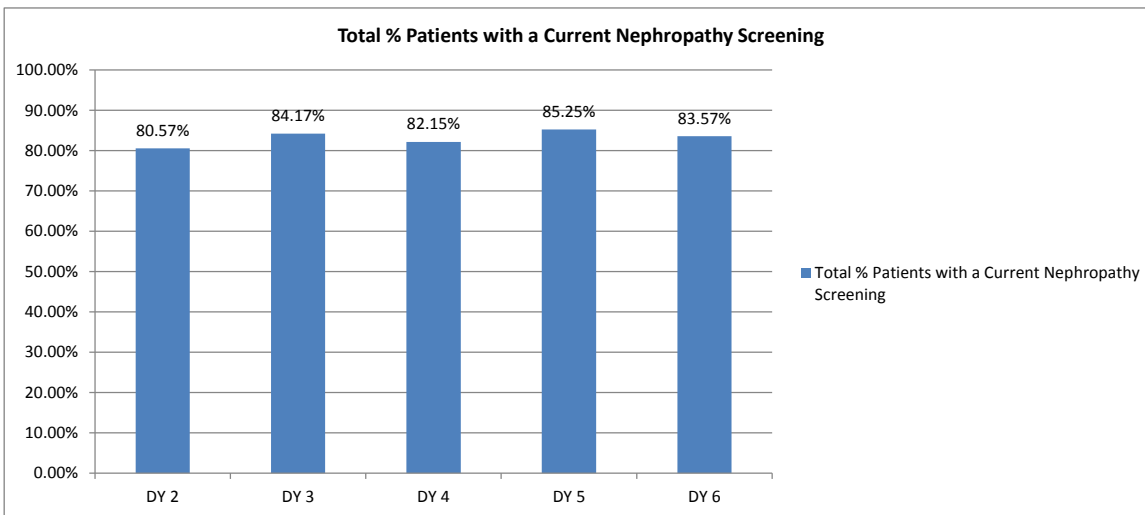
Historical DY	Count of Patients (non duplicated)				
	DY 2	DY 3	DY 4	DY 5	DY 6
Target				45.13%	46.67%
Patients with a Foot Exam	625	836	890	935	886
Total Unique Patients	1601	1522	1479	1410	1339
Total % Patients with a Current Foot Exam	<u>39.04%</u>	<u>54.93%</u>	<u>60.18%</u>	<u>66.31%</u>	<u>66.17%</u>
% Improvement (Change)		40.70%	54.15%	69.86%	69.50%



Identifiers:

- Patients with Diagnosis of Diabetes
- Patients who received a nephropathy screening
- Unique patients seen in The Family Medicine Clinic
- Patients with 1 Encounter during the DY and 1 encounter in the prior 12 month
- Patients who turn 18-75 years of age during the DY
- Evidence of ACE or ARB therapy during the measuring period

Historical	Count of Patients (non duplicated)				
DY	DY 2	DY 3	DY 4	DY 5	DY 6
Target			73.48%	74.82%	75.55%
					Current %
Nephropathy Screening	1290	1281	1215	1202	1119
Total Unique Patients	1601	1522	1479	1410	1339
Total % Patients with a Current Nephropathy Screening	80.57%	84.17%	82.15%	85.25%	83.57%
% Improvement (Change)		4.46%	1.96%	5.80%	3.72%



Identifiers:

- Female Patients
- Patients with no diagnosis of breast cancer
- Patients seen in The Family Medicine Clinic
- Patients with 1 Encounter during the demonstration year and
- Patients Who Turn 50-74 Years of Age During the DY

Historical DY	Count of Patients (non duplicated)				
	DY 2	DY 3	DY 4	DY 5	DY 6
		(Revised)	(Revised)		Current %
Target		BASELINE	70.00%	75.00%	75.00%
PCMH Patients receiving a Mammogram within the last 30 M		1344	1388	1545	1490
Total Unique PCMH Patients		1977	1974	1976	1948
Total % PCMH Patients with a Current Mammogram		<u>67.98%</u>	<u>70.31%</u>	<u>78.19%</u>	<u>76.49%</u>
% Improvement (Change)			3.43%	15.01%	12.51%

